



Rating Action

04-08-2022

Analyst

Wajeeha Asghar
wajeeha.asghar@pacra.com
(+92-42-35869504)

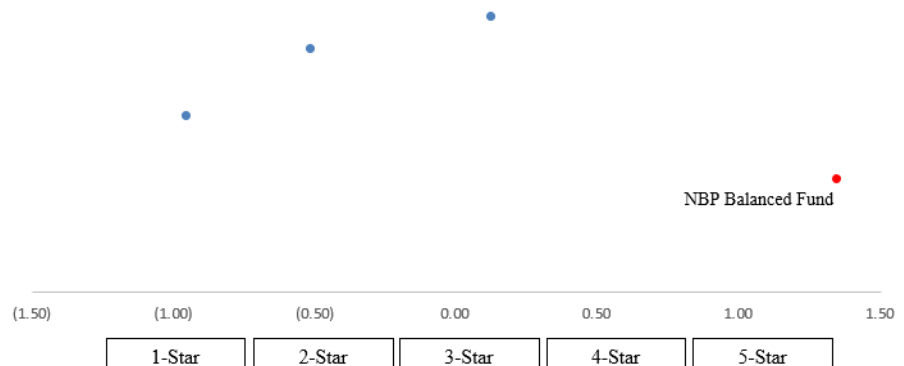
PACRA ASSIGNS STAR RANKINGS TO FUNDS IN THE BALANCED CATEGORY | PERFORMANCE PERIOD: 1 YEAR

PACRA has assigned rankings to the following funds in the balanced category based on performance review of trailing 12 months (1-Year) for the period ended Jun 30, 2022.

Table with 3 columns: Star Ranking, Funds (Total: 4), and PACRA Ranked Funds. Rows show 5-Star, 4-Star, 3-Star, 2-Star, and 1-Star categories with corresponding fund counts and names.

The underlying universe of balanced funds used for the above rankings, in addition to PACRA ranked funds, includes the four Funds. NBP Balanced Fund ranked 4-Star. Total return of NBP Balanced Fund in 1-year is ~ -6.31%. In the end Jun'22, Fund's generate income by investing ~15.3% in Debt & Money Market securities and to generate capital appreciation by investing ~62.6% in equity and equity related securities. Sector wise Fund invest in Commercial Banks ~12.5% and ~22.5% in others whereas ~9.4% in Oil & Gas Exp.

The Mutual Fund Performance Ranking (Star Ranking) aims to distinguish funds based on their relative actual performance within a category of similar funds. In measuring performance, PACRA considers absolute monthly return and its variance measured through downside deviation. The ranking is a pure quantitative measure based on historical returns of a fund relative to other funds, and does not take into account other factors including fund management capability of the asset manager and the quality of risk management systems, controls and processes. Hence, the rankings do not provide any assurance as to future returns of a fund.



Applicable Criteria and Related Research

- Star Ranking Methodology (Jun'22)
- Sector Study | Mutual Funds | Performance Ranking (Jun'22)

Disclaimer

This press release is being transmitted for the sole purpose of dissemination through print/electronic media. The press release may be used in full or in part without changing the meaning or context thereof with due credit to PACRA.

Ranking Scale table showing star ratings from 1 to 5 stars, corresponding to performance levels: Superior, Good, Average, Below Average, and Weak.



**Rating Action**

04-08-2022

**Analyst**

Wajeeha Asghar  
Wajeeha.asghar@pacra.com  
(+92-42-35869504)

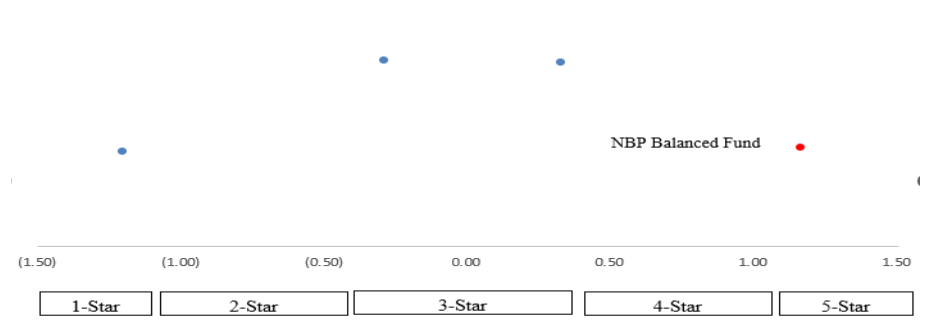
**PACRA ASSIGNS STAR RANKINGS TO FUNDS IN THE BALANCED CATEGORY | PERFORMANCE PERIOD: 3 YEARS**

PACRA has assigned rankings to the following funds in the balanced category based on performance review of trailing 36 months (3-Year) for the period ended Jun 30, 2022

Period   3 Year   Jul'19 – Jun'22		
Star Ranking	Funds (Total: 4)	PACRA Ranked Funds
5-Star	-	-
4-Star	1	NBP Balanced Fund
3-Star	2	-
2-Star	1	-
1-Star	-	-

The underlying universe of balanced funds used for the above rankings, in addition to PACRA ranked funds, includes the four Funds. NBP Balanced Fund ranked 4-Star. Total return of NBP Balanced Fund in 3-year is ~20.08%. In the end Jun'22, Fund's generate income by investing ~15.3% in Debt & Money Market securities and to generate capital appreciation by investing ~62.6% in equity and equity related securities. Sector wise Fund invest in Commercial Banks ~12.5% and ~22.5% in others whereas ~9.4% in Oil & Gas Exp.

The Mutual Fund Performance Ranking (Star Ranking) aims to distinguish funds based on their relative actual performance within a category of similar funds. In measuring performance, PACRA considers absolute monthly return and its variance measured through downside deviation. The ranking is a pure quantitative measure based on historical returns of a fund relative to other funds, and does not take into account other factors including fund management capability of the asset manager and the quality of risk management systems, controls and processes. Hence, the rankings do not provide any assurance as to future returns of a fund.



**Applicable Criteria and Related Research**

- Star Ranking Methodology (Jun'22)
- Sector Study | Mutual Funds | Performance Ranking (Jun'22)

**Disclaimer**

This press release is being transmitted for the sole purpose of dissemination through print/electronic media. The press release may be used in full or in part without changing the meaning or context thereof with due credit to PACRA.

<b>Ranking Scale</b>	★ ★ ★ ★ ★	Superior
	★ ★ ★ ★	Good
	★ ★ ★	Average
	★ ★	Below Average
	★	Weak



**Rating Action**

04-08-2022

**Analyst**

Muhammad Junaid  
muhammad.junaid@pacra.com  
(+92-42-35869504)

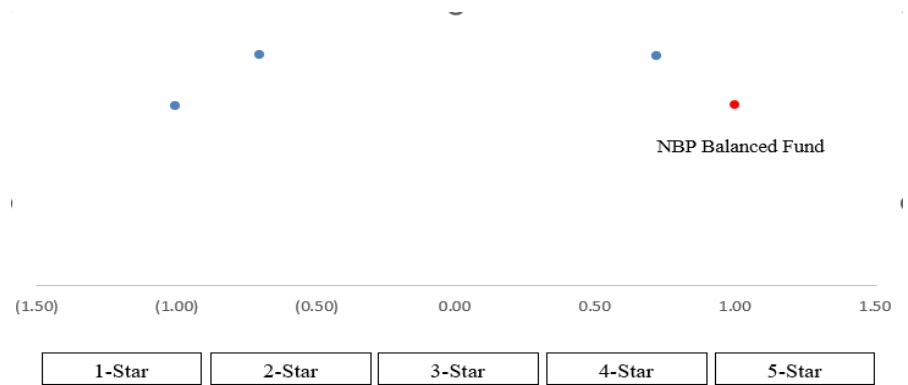
**PACRA ASSIGNS STAR RANKINGS TO FUNDS IN THE BALANCED CATEGORY | PERFORMANCE PERIOD: 5 YEARS**

PACRA has assigned rankings to the following funds in the balanced category based on performance review of trailing 60 months (5-Year) for the period ended Jun 30, 2022.

Period   5 Year   Jul'17 – Jun'22		
Star Ranking	Funds (Total: 4)	PACRA Ranked Funds
5-Star	-	-
4-Star	2	NBP Balanced Fund
3-Star	-	-
2-Star	2	-
1-Star	-	-

The underlying universe of balanced funds used for the above rankings, in addition to PACRA ranked funds, includes the four Funds. NBP Balanced Fund ranked 4-Star. Total return of NBP Balanced Fund in 5-year is ~3.08%. In the end Jun'22, Fund's generate income by investing ~15.3% in Debt & Money Market securities and to generate capital appreciation by investing ~62.6% in equity and equity related securities. Sector wise Fund invest in Commercial Banks ~12.5% and ~22.5% in others whereas ~9.4% in Oil & Gas Exp.

The Mutual Fund Performance Ranking (Star Ranking) aims to distinguish funds based on their relative actual performance within a category of similar funds. In measuring performance, PACRA considers absolute monthly return and its variance measured through downside deviation. The ranking is a pure quantitative measure based on historical returns of a fund relative to other funds, and does not take into account other factors including fund management capability of the asset manager and the quality of risk management systems, controls and processes. Hence, the rankings do not provide any assurance as to future returns of a fund.



**Applicable Criteria and Related Research**

- Star Ranking Methodology (Jun'22)
- Sector Study | Mutual Funds | Performance Ranking (Jun'22)

**Disclaimer**

This press release is being transmitted for the sole purpose of dissemination through print/electronic media. The press release may be used in full or in part without changing the meaning or context thereof with due credit to PACRA.

<b>Ranking Scale</b>	★ ★ ★ ★ ★	Superior
	★ ★ ★ ★	Good
	★ ★ ★	Average
	★ ★	Below Average
	★	Weak