



THE PAKISTAN CREDIT RATING AGENCY LIMITED


Performance Ranking Report

Faysal Stock Fund

[Category: Equity]

Review Period: Dec'23

Sr. No.	Period	Ranking	
		Jun'23	Dec'23
1	1-Year	2-Star	1-Star
2	3-Year	4-Star	1-Star
3	5-Year	3-Star	1-Star



Faysal Stock Fund

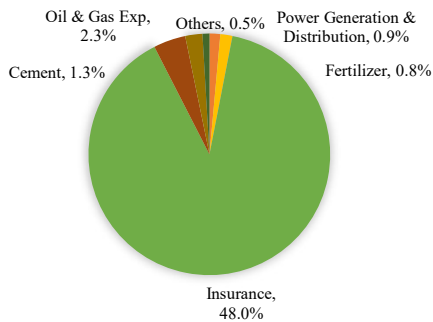
Fund Facts (Jun'23)

Fund	Faysal Stock Fund
Fund Category	Equity
Launch Date	21-Apr-04
Trustee	CDC
Benchmark	KSE-100 Index
Fund Size	PKR 61mln
AMC	Faysal Asset Management Limited
AMC Rating	AM2++ (VIS)
Fund Manager	Mr. Umer Farooq
Peer Universe	Equity Funds

Asset Allocation

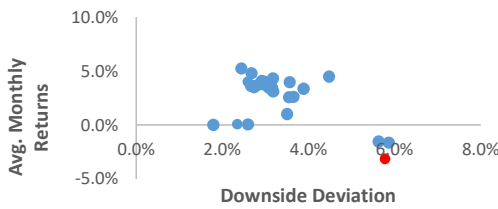
	Dec'23	Jun'23
Equities	53.7%	75.4%
Cash	15.4%	7.3%
Others	30.9%	17.3%

Sector-wise Portfolio (Dec'23)

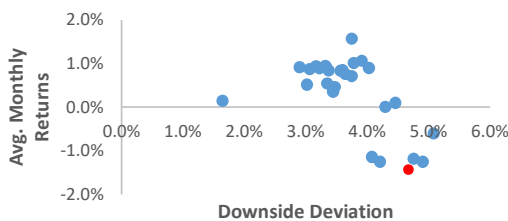


Risk

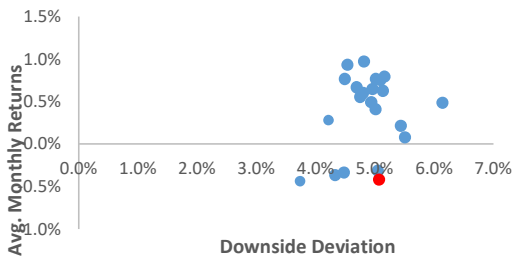
Return - Downside Deviation Analysis - 1 Year



Return - Downside Deviation Analysis - 3 Years



Return - Downside Deviation Analysis - 5 Years



History

	Dec'23	Jun'23	Dec'22	Jun'22
Fund Ranking 1Yr	1-Star	2-Star	2-Star	2-Star
Fund Ranking 3Yrs	1-Star	4-Star	4-Star	5-Star
Fund Ranking 5Yrs	1-Star	3-Star	3-Star	3-Star
Fund Size (PKR 'mln)	61	190	836	1,178
Category Size (PKR 'mln)	121,353	86,075	101,313	119,340
Fund NAV (PKR/Unit)	35.8	48.0	52.5	54.9
Fund Dividend (PKR/Unit)	-	-	-	-

Fund's Objective

The objective of Faysal Stock Fund (FSF) is to provide capital growth by investing primarily in a diversified pool of equities and equity related investments. So as to diversify fund risk and to optimize potential returns.

Asset Manager (Dec'23)

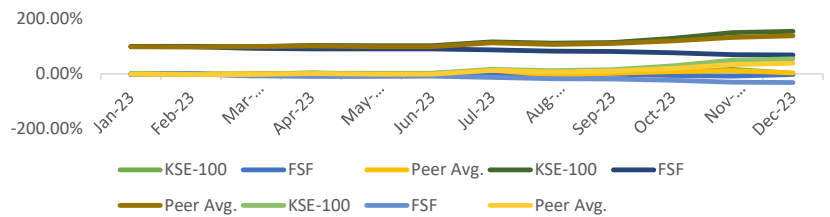
Year of Incorporation	2003
Conventional Funds	13
Shariah-Compliant Funds	13
Voluntary Pension Funds	3
CEO	Mr. Nadir Rahman
CIO (Acting)	Syed Shahid Iqbal
AUMs	PKR 133,807mln

Return Summary

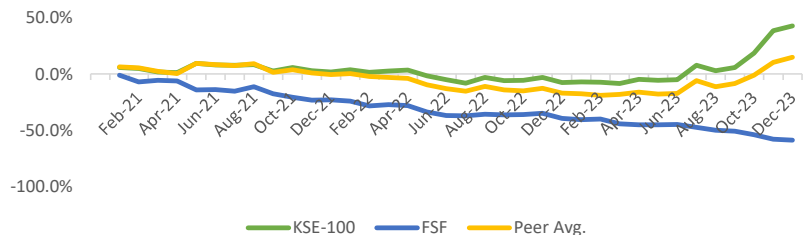
Period	FSF	Peer Avg	Fund SD	Peer SD
1Q	-7.5%	-1.5%	4.1%	2.8%
2Q	-1.2%	1.1%	1.2%	3.2%
3Q	-10.7%	10.6%	2.2%	10.0%
4Q	-16.3%	25.5%	3.4%	6.6%
CY23	-31.7%	40.6%	3.2%	7.1%

Performance

Benchmark |FSF| Peer Avg. | 1Yr | Dec'23 (Cumulative Monthly Returns)



Benchmark|FSF|Peer Avg. | 3Yr | Dec'23 (Cumulative Monthly Returns)



Benchmark| FSF |Peer Avg. | 5Yr | Dec-23 (Cumulative Monthly Returns)

